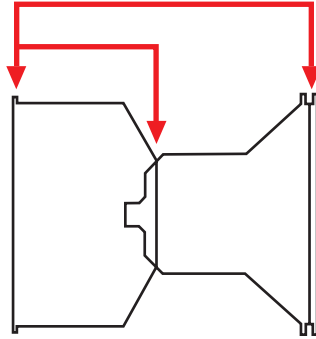
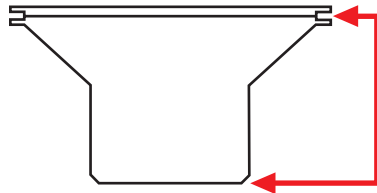




SPRINT / MIDGET WHEEL REPLACEMENT PARTS

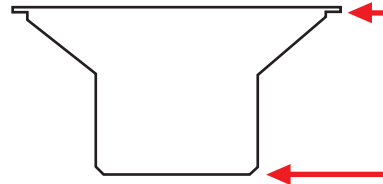


BEADLOCK REPLACEMENT RIM HALF SIZE

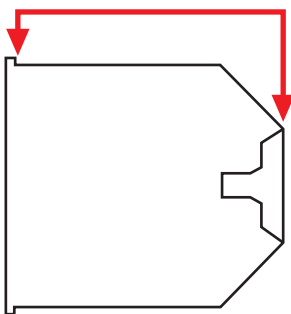


Beadlock measurement may vary +/- 0.125 inches

NON-BEADLOCK REPLACEMENT RIM HALF SIZE



INNER REPLACEMENT RIM HALF SIZE



ORDERING REPLACEMENT PARTS

SPRINT SAMPLE

- 15x15x5off = 6" inner 9" outer
- 15x15x6off = 7" inner 8" outer
- 15x8x4offDM = 3" outer 5" inner

SPRINT SAMPLE (2)

- 15x18x5off = 6" inner 12" outer
- 15x17x6off = 7" inner 10" outer

MIDGET EXAMPLE

- 13x8x4offDM = 3" outer 5" inner
- 13x8x3offDM = 4" outer 4" inner
- 13x12x1offDM = 10" outer 2" inner